

BELLE-VUE

PRIMA &
PRESTIGE

PATIO DOOR



YOUR STANDARD OF QUALITY
STANDARD
DOORS





FEATURES & BENEFITS

DESIGNED FOR STRENGTH, ENERGY EFFICIENCY AND EASE OF USE

GLASS PANELS

1. Sealed unit with Low-E glass with argon gas
2. Warm-edge spacer
3. Galvanized 16 gauge steel reinforcements
4. Exclusive featherlite tandem rollers

FRAME

5. Solid all PVC rot-free sill
6. Interior PVC cladding
7. Structural 1 3/16" thick finger-jointed pine jambs and header available in 140 mm (5 1/2"), 168 mm (6 5/8") or 184 mm (7 1/4") depths
8. One-piece extruded jambs and top tracks with seamless PVC exterior cladding
9. Air-tight high-fin weatherstripping

HARDWARE

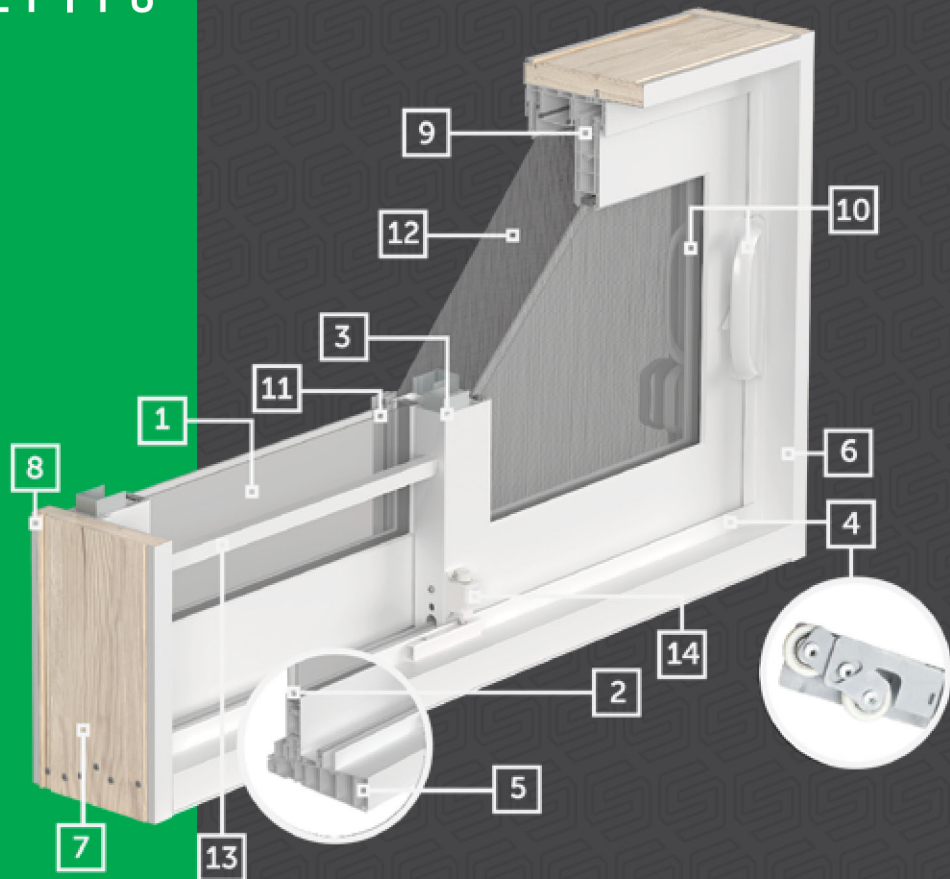
10. Ergonomic level 40 handles (interior & exterior)

SCREEN

11. Smooth gliding reinforced aluminum extruded frame, easy to remove for cleaning or storage
12. Fiberglass mesh

SECURITY OPTIONS

13. Security bar
14. Footlock (2 positions)



COLOUR OPTIONS



- Available in two standard extruded PVC colours: white #141 and cream white #136.
- Paint your door any colour you desire. Choose from one of our standard colours or a custom colour match.

ENERGY EFFICIENCY

UPGRADE YOUR DOOR TO Low-E PLUS FOR ENERGY STAR CERTIFICATION

The ER value is a measure of the solar radiation absorbed through the door and released as heat inside a home.

The minimum ER value for energy star certification is 34.



Interior view

Low-E Plus with Argon Gas		
	PRIMA	PRESTIGE
ER Value	37	34
U-Value	1.48	1.59
R-Factor	3.85	3.57

Reflects heated air in winter to keep you warmer



Reflects hot summer air to keep you cool



Please check if your door configuration is Energy Star certified at: www.nrcan.gc.ca

EXCLUSIVE LEVEL 40 HANDLE INCLUDED

One of the safest in North America!



MORTISE HANDLE OPTIONS

Euro

Contemporary



Available with one-point or two-point locking mechanisms.

GRILLS BETWEEN THE GLASS



Georgian
5/8" or 1"



Rectangular
5/8"




Slimline
1/4"


Available in white or painted.

Available in white, pewter, or brass.

SIMULATED DIVIDED LITES




SDL 7/8" without spacer




SDL 2" with spacer

Available in white or painted.


PATTERNS (custom configurations available)




STANDARD



BORDER



VALENCIA



2" SDL
(custom)

ADDITIONAL OPTIONS

- Keylock
- Laminated glass
- Bronze or grey tinted glass
- Interior frame extensions (max. 13 3/4")
- PVC brickmould
- PVC capped wood brickmould 1 1/2" & 2"
- Anodized aluminum sill extension
- Extruded clear anodized aluminum sill cladding
- Nailing fin
- Sidelites, toplites, and shaped toplites

BELLE-VUE PRESTIGE Hybrid

Enjoy the best of both worlds with a Prestige Hybrid Patio Door.


Made with low-maintenance PVC on the interior and long-lasting aluminum on the exterior, the Prestige door is engineered to meet your needs with elegance and functionality.

FEATURES

- Solid aluminum extrusions
- Elegant 3 1/2" wide sash design
- Low-E with argon gas
- Easy gliding ball bearing tandem rollers
- Maximum security level 40 locking system
- Heavy-duty non-skip gliding screen
- Very low maintenance
- Clear anodized aluminum capped sill
- Hidden top track (aluminum cap)

GLAZING OPTIONS

- Triple thermo with double Low-E with argon gas for superior energy efficiency and noise reduction
- Eclipse Blinds with Low-E (argon gas not available)
- Internal Grills
- Bronze or grey tinted glass
- Simulated divided lites



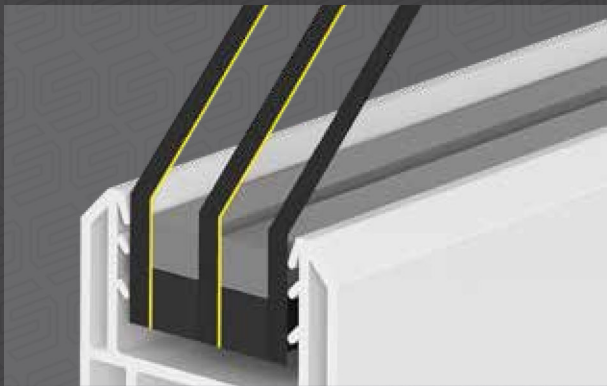
Exterior aluminum available in 4 stock colours : black, commercial brown, white, or clear anodized





SUPER EFFICIENT TRIPLE-GLAZED DOOR
(AVAILABLE WITH PRIMA AND PRESTIGE)

Save energy while helping the environment!



Exterior view

The triple-glazed option (double Low-E glass with Argon gas) offers a new level of energy efficiency and noise reduction.

TRIPLE THERMO WITH DOUBLE Low-E WITH ARGON GAS		
	PRIMA	PRESTIGE
ER Value	37	35
U-Value	1.25	1.36
R-Factor	4.5	4.2

ADD ECLIPSE BLINDS TO YOUR DOOR
THE ULTIMATE IN PRIVACY, ELEGANCE AND CONVENIENCE

Control your privacy level with the touch of a finger. Internal blinds (blinds in between the panes of glass) give you a choice between a full clear view and total opacity. Raise, lower, open and close your blinds and never have to clean them.



Available with Prima and Prestige



RAISE / LOWER



TILT OPEN / CLOSE

BELLE-VUE LIFT AND SLIDE

Available with Prima and Prestige



The ideal door for those who think big!

With a Belle-vue lift and slide door, you can transform your home by opening it up to the beauty of the outdoors with a giant "glass wall".

When the lever handle is turned up, the door locks into place and compresses all the weather seals to prevent air and water infiltration. Turn the lever handle down and the door lifts above the weather-strip, which lowers friction and makes it very easy to slide.


You will enjoy your Belle-vue lift and slide door for many years and can rest assured knowing that it's backed by our comprehensive guarantee.







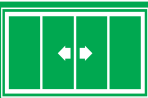
SIZES Non standard sizes also available

STANDARD WIDTHS

2 LITE - XO/OX		
		
5'*	1505 mm	59 1/4"
6'*	1784 mm	70 1/4"
7'	2115 mm	83 1/4"
8'	2391 mm	94 1/8"

3 LITE - XOO/XOX/OOX <small>(XOX NOT AVAILABLE WITH ECLIPSE BLINDS)</small>		
		
8'*	2184 mm	86"
9'*	2604 mm	102 1/2"
10'	3099 mm	122"
12'	3513 mm	138 5/16"

3 LITE - OXO-L/OXO-R		
		
8'*	2286 mm	90"
9'*	2705 mm	106 1/2"
10'	3200 mm	126"
12'	3615 mm	142 5/16"

4 LITE - OXXO		
		
10'*	2948 mm	116 1/16"
12'*	3507 mm	138 1/16"

STANDARD HEIGHTS		
6'8"*	2019 mm	79 1/2"
6'10"†	2057 mm	81"
8'	2430 mm	95 11/16"

NOTES		
* Available for Belle-Vue Prima and Prestige with Eclipse blinds		
† Available for Belle-Vue Prima with Eclipse blinds		

The manufacturer reserves the right to change or modify products without prior notice.



GUARANTEES

- ✓ 20 years against insulated glass seal failure¹
- ✓ 20 years on PVC
- ✓ 10 years on parts
- ✓ 10 years against spontaneous glass breakage (interior glass only)²
- ✓ 10 years against mechanism failure on the internal blinds

¹ 10 years on internal blinds

² Not applicable to Belle-Vue Eclipse mini blinds

Please note that our guarantees are transferable.



info@standarddoors.com
StandardDoors.com/Belle-vue



YOUR STANDARD OF QUALITY
STANDARD
 DOORS